

cat fitting & showing

Member Appearance

You, as well as your cat, are on display the entire time you are in the show ring. Therefore, your appearance and conduct are important.

- Your hair and clothing should be neat and clean.
- Do not wear jewelry that dangles or that might injure you or your cat.
- Nail polish is fine as long as it's fresh and unchipped.
- Do not chew gum.
- Do not block the judge's view of the cat with your head or with long hair.
- Be prepared to be called back into the show ring when you are in the benching area.
- Be polite to those around you and to the judge.

Showmanship

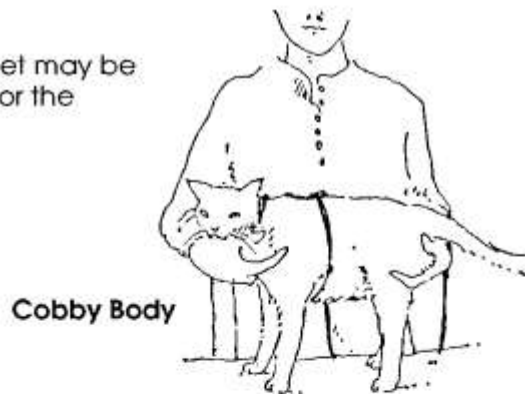




When your number is called, hold your cat in the safety carry and approach the judge. Keep the harness and leash on the cat, and the loop end of the leash over the wrist of one arm throughout the judging.

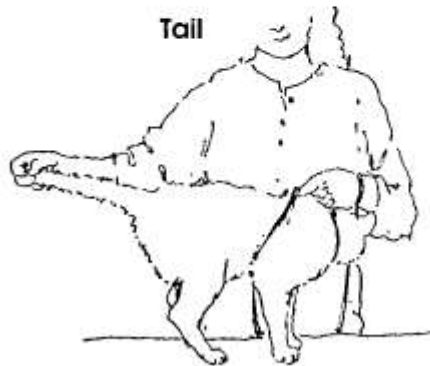
In the safety carry, grasp the cat's forelegs between your thumb and fingers with at least one finger between the cat's legs. Support the cat's chest in the palm of your hand. Then, you may either tuck the cat's rump and rear legs under your elbow against your body or riding on your hip, with your opposite hand grasping the nape of the cat's neck; or you may hold the cat's rear legs in the same manner as the forelegs.

At the judge's table, _____

pose the cat in a sitting or standing position facing the judge. Show your cat's conformation in this order: head shape (long face or round face), body type (long body or cobby body), tail (or lack of tail), and coat texture.




Coat Texture Keeping cat with its side toward the judge, run your hand against the lay of the coat and then back down the body to smooth it down.



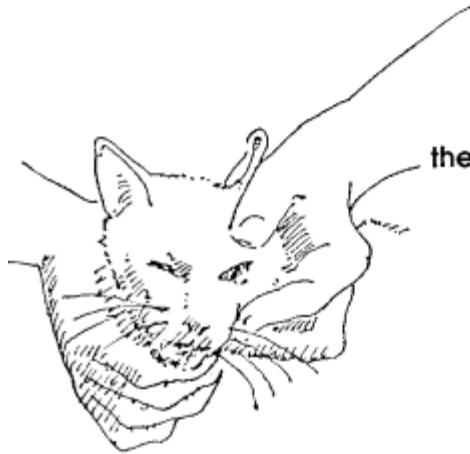
Condition

Have the cat face the judge again. Starting with the cat's head, show:



the teeth and gums,

the nose,



the eyes,

and the ears.



Slide your hand down over the shoulder and leg, grasp the paw and gently squeeze it to show **the claws**. Do this on all four



paws. Then hold the cat on its rump with its belly facing the judge. Ruffle the coat to show **cleanliness and grooming**.

Equipment _____

The harness should be unable to slip off, but not tight enough to cause discomfort to the cat. It should also be clean. Use a small light leash.

Questions _____

When you are done presenting your cat, return it to a comfortable position and remain standing before the judge. Answer any questions from the judge as well as you can. The judge may make a further examination at this time.

When the judge dismisses you, pick up your cat in the safety carry and return to the judging cage or the benching area, whichever one the judge indicates. Stay in the benching area until your competition class is done, since you may be called back before the judge. The judge may also have you exchange cats with another participant.

